

Dahlia Times

San Leandro Dahlia
Society

July 2025



Jac's Ashley

CO-DB

Bloomquist Butter Cream

Letter from the President

Dear All,

In late June we learned that our library location will be closed on Sundays beginning in July due to the City of San Leandro budget cuts. Members have explored several alternate locations. At the Board meeting on July 1st, we prioritized venues and hope to have booked location shortly for our August 30 and 31 show. There will be a Show Planning Meeting on July 14th via Zoom to work out details. It takes many volunteers to make our show a success. A Google sign up sheet will be sent to members as well as circulated at the July meeting.

Our June meeting was “in the garden” at Lake Merritt which allowed members Tuesday evening commitments to attend on a Saturday morning. In all, 37 members and visitors were present to learn from Chris and Curtis how to disbranch, disbud, manage pests and cut back for the dahlia show season which begins on August 9th. Courtesy of Quamrun Eldridge, a new beautiful table covering and a SLDS apron were unveiled and available for purchase.

At the July 15th meeting Curtis will cover dahlia growth patterns. Lana will give a demonstration on flower arrangements for home and the shows. After the demo by Lana, we will have the opportunity to work in small groups to create arrangements. You can bring some of your own blooms to arrange and a container if you like.

See you there,
Ellen



July 2025 Meeting

Tuesday July 15, 2025

Social House: 6:30 – 7:00 pm

Meeting: 7:00 – 9:00 pm

Church of Christ

601 MacArthur Blvd

San Leandro CA 94577

(parking in the rear)

Members: Please bring raffle items for the meeting.

AGENDA Tuesday, July 15, 2025

- Opening remarks - Ellen Muir
- Introduction of visitors and members
- Announcements Approval of minutes and Treasurer's report
- Program
 - Lana Starr: Basics of Flower Arrangements
 - Frances Kawaguchi: Santa Clara County Fair
 - Curtis Maxwell: Dahlia Growth Patterns and Judging Training Program / Process
 - Q & A about your garden
- Announcements and Closing
- Next meeting Tuesday, August 19, 2025



SLDS Meeting Minutes

June 28, 2025

Welcome and Introductions

Treasurer's Report – The club is doing well financially from the 2025 Cherry Festival and Tuber sales.

SLDS Dahlia Show: Due to San Leandro budget cuts, effective July 1, the San Leandro Library will be closed on Sundays and will be in effect for up to two years. Thus either a new venue must be found or the dates of the SLDS Dahlia Show at the Library will have to be changed. The board will discuss progress and options at their July 1 board meeting.

Volunteers are for the San Leandro Dahlia Society Show August 30 and 31 - set up and clean up, clerking, welcome table, cut flower sales, Friday refreshments, Judges luncheon. Sign up sheet will be available at the next meeting.

Cherry Festival Recap: Thanks to Julia and Siobhan and all members who helped at the Festival. Dahlia plants and tuber, and merchandise sales amounted to nearly \$3,000. Recommendations: Consistency in labeling, photos for each plant, volunteers were very instrumental, develop an inventory of photos for all sales - Herb and Brooke volunteered to work on this project.

SLDS Meeting Minutes

June 28, 2025

Alameda County Fair – SLDS Information Table: Thanks to Frances and the other members who participated at the fair. Dahlia plants and tubers were given away to people at the fair. What worked: table at door entrance, having blooms on display, Casa Peralta wall hanging.

Santa Clara County Fair: July 29 to August 3, 2025: 3:00 pm to evening-volunteers for set up needed. Contact Frances (frkawaguchi@gmail.com) if you can help.

Mulford Garden: The Dahlia Display Garden has been expanded to 16' x 21' with a wood perimeter border. The garden has four beds with three pathways having over 100 dahlia cultivars with a variety of colors, forms, and sizes. Part of the irrigation system has been installed and on order are the soaker hoses. Currently, the garden has to be hand watered and the beds have to be weeded on regular basis. Approximately spent for \$1,200 for border, plumbing, stakes, etc. On Saturday, June 21, there was a celebration at Mulford to commemorate the renovated gardens and new play structure.

SLDS Meeting Minutes

June 28, 2025

Viruses were discussed. Here are two links for information about viruses.

One is from Hanu Pappu, expert from Washington State University

https://youtu.be/UrvnptVmIOU?si=ICFrreJTxdf_o1pA

The second virus link is from the United Kingdom: (under 8 minutes)

<https://youtu.be/CQO4T-gnjZY?si=DTUWeBEVzMT095G6>

Another great link is Dr. Pappu's Dahlia site at Washington State University

dahlia.wsu.edu

On the next two pages is the ADS Virus Brochure – Virus in Dahlias - Be Part of the Solution

Motion to approve May 20, 2025 minutes, seconded, Minutes approved.

June 28, 2025 Minutes Meeting – Courtesy of Jeff Bennett.

SLDS Meeting Minutes

June 28, 2025

Virus Research Project

The American Dahlia Society (ADS) has been working with Washington State University (WSU) on virus in dahlias since the early 1990's. An ardent dahlia grower by the name of Evie Gullikson got the work started with a donation that was eventually matched by local ADS members and societies. Additional donations by the Scheetz-Chuey Foundation led, in 2017, to the creation of the Carl F. and James J. Chuey Endowed Chair for Dahlia Research and Development at WSU. Professor Hanu Pappu, who is a world renowned plant virologist, was appointed to that Chair. The work by Professor Pappu at WSU serves as the basis for the recommendations in this brochure.

Example of "If In Doubt Throw It Out"



This dahlia plant is stunted and contorted with yellow veins in the leaves ; it should be removed from the garden.

Virus in Dahlias — Be Part of the Solution



American
Dahlia Society



WASHINGTON STATE
UNIVERSITY

SLDS Meeting Minutes

June 28, 2025

Be Part of the Solution

One of the opportunities that has evolved from the virus work at Washington State University is for you to become an important part of the solution to the problem of virus in our dahlia gardens. There are two key items that need to become a part of your routine practice in your garden: 1) Disinfect your tools between working on different plants and 2) Remove plants that have obvious signs of virus.



Where Additional Information Can Be Found :

American Dahlia Society website at <https://dahlia.org/docsinfo/virus-in-dahlia/>

Dahlia Virus Research at <https://dahlia.wsu.edu/>

Tool Disinfection

When you work in your garden or divide tuber clumps there is a very real risk that you can and will move virus from the virused plants over to the clean plants unless you disinfect your tools between each plant.

There are three basic approaches you can use to disinfect your tools. The first is dipping the tools in a 10% solution of household bleach in water. That approach is readily available and inexpensive—and it is considered to be the “gold-standard” for eliminating virus contamination.

The second approach is a solution of 4 teaspoons of Dawn dishwashing detergent in 5 cups of water. That approach avoids the deleterious effect of bleach on your tools. A combination of rinsing the tools in the bleach followed by a dip in the soap solution is a good approach.

The third approach uses Virkon 5 for the disinfectant. Virkon 5 is a commercially available product that is commonly used in veterinarian clinic applications to kill virus.

Plant Removal

It is virtually certain that your garden contains a mix of clean and virused dahlias. Pictures of plants with advanced virus conditions are shown on the websites cited.

Aggressive implementation of an “if in doubt, throw it out” strategy in a dahlia garden has been shown to lead to a reduction of virused plants in your garden! That conclusion evolved from analyzing specific gardens that were part of a field testing program. The gardeners involved removed every plant that showed any sign of virus. Subsequent testing of their gardens showed a significant reduction in viruses in subsequent years.

A corollary to that observation is that, at the end of the season, you should dig and save only the strongest and healthiest plants. Saving tubers from all the plants will just increase the probability that you could carry virus over to the following year. Similarly, donating tubers from those “second rate” plants will tend to spread the problem to other members of your club, friends or family members.

SLDS Meetings Announced / Scheduled

The 2025 SLDS Show Planning Meeting via Zoom.

Thursday, July 24, 2025 at 7 p.m. All members are encouraged to attend.

<https://us02web.zoom.us/j/86065137246>

Meeting ID: 860 6513 7246

Garden Club Outreach

Are you a member of another garden club, or group that is interested in learning more about dahlia culture? We have a power point presentation and experienced member speakers that enjoy sharing their knowledge. We count among our members Iris, Daffodil, Orchid, Camellia, and Chrysanthemum experts. Would you like to share your passion at one of our meetings? **Contact Ellen, Quamrun or Leslie for more information.**



SLDS Upcoming Events

San Leandro Dahlia Society's Dahlia Show

Change of Location

Ellen gave notice on June 27 that due to San Leandro budget cuts, the San Leandro Library will not be open on Sundays, beginning on July 1, 2025, which could be in effect for up to two years.

The new location for the 2025 SLDS Dahlia Show is the Lakeside Park Garden Center, Gardens at Lake Merritt on August 30 and 31, 2025.

**Lakeside Park Garden Center
Gardens at Lake Merritt
666 Bellevue Ave.
Oakland, CA 94610**

Volunteers Needed to Promote Dahlias at the Santa Clara County Fair!



Chat up dahlias with county fair visitors. Interest them in growing dahlias or seeing blooms at the local shows (particularly ours) and around the Bay Area. Perhaps one of them will join the Society!

Fair Hours:

Wed & Thurs, July 30-31: 4PM - 10PM

Fri & Sat, August 1-2: 1PM - 11PM

Sun, August 3: 1PM - 10PM

(No volunteers will be needed for the evening hours.)

If interested, or if you have questions, contact Frances at frkawaguchi@gmail.com. Admission and parking provided. Bring a friend.

SLDS Events

Alameda County Fair

Over three Saturdays, members volunteered to man our society table to help promote and our favorite flower at the annual Alameda County Fair which was held June 13 through July 6. We sold a few t-shirts and gave away dahlia plants and tubers to visitors interested in trying their hand at growing a plant. Perhaps we'll see them in our next show or tuber sale!



June Meeting at the Gardens at Lake Merritt

On Saturday, June 28, 2025, the monthly meeting was held at the Gardens at Lake Merritt. The Gardens is a seven-acre collection of themed gardens, one of which is the Dahlia Gardens maintained by SLDS Members Curtis Maxwell and Chris Dix. After the introduction of members present at the meeting. Highlights from the meeting was the success of the Cherry Festival (chaired by Julia and Siobhan) where approximately \$3,000 of Dahlia plants, tuber, and other merchandise, the success of having a table at the Alameda County Fair (chaired by Frances) for three Saturdays, the unveiling of the SLDS' new table cloth and SLDS aprons, and the presentation by Chris Dix discussing the cultural practices of growing dahlias by pinching, disbudding, irrigation practices, pest control, etc.



Members at the Gardens at Lake Merritt

June Meeting at the Gardens at Lake Merritt



Chris Dix giving his presentation how he cares for his dahlia plants which includes cultural practices such as pinching and disbudding, watering, and pest control. He explained how he pinches and disbuds so he can time his blooms for the four dahlia shows he attends in August. Then he gave a demonstration at his seedling beds and show dahlias garden.

June Meeting at the Gardens at Lake Merritt



June Meeting at the Gardens at Lake Merritt



June Meeting at the Gardens at Lake Merritt

In the garden, Chris Dix demonstrated how to disbud, branch removal, tying plants to the stake, and irrigation. He explained AA and A sizes take 63 days to bloom from the node, pinch out the terminal (middle) stalk to promote side buds.

Viruses - it is sometimes difficult to distinguish between plant nutritional deficiencies. If you suspect dahlia mosaic virus, put the plant in the garbage not compost. Tools and bugs can transfer viruses between plants.

Bugs and mildew - spray in the evenings when bees are not pollinating

Leaf miners - spray with Spinosad (Captain Jack's is a popular brand), remove damaged leaves-spray every two weeks.

Thrips - appear as tiny speckling on leaf-treat with Spinosad or oil.

Powdery mildew - can be sprayed off with water, likes humidity but not wet. Oils such as stylet oil works well at earliest signs. Remove lower leaves provide air circulation and don't water overhead.

Spider mites - spray every 3 days to break the hatching cycle.

June Meeting at the Gardens at Lake Merritt



Curtis and Frances



Curtis checking his irrigation system

**Top: Herb and John
Bottom: Bridgette and Frances**



June Meeting at the Gardens at Lake Merritt



New SLDS Apron



SLDS Latest Table Cloth

**Many thanks to Quamrun
for designing both the Table Cloth and Apron**

Mulford Gardens Park - SLDS Dahlia Display Garden

On Tuesday, June 3, Cris and Ellen talked to Mario and Rob about the installation of the irrigation system and Cris was able to talk Rob into extending the garden dimensions from 15' x 21' to 16' x 21'. On Friday, June 6, the Mulford Gardens Park Dahlia Display Garden wood perimeter border was installed.



Garden prior to the installation of the wood perimeter border




Cris setting up his supplies and equipment for the installation of the wood perimeter border

Mulford Gardens Park - SLDS Dahlia Display Garden



**Alex, Rich, and Mark
installing the first border**



Cris overseeing the installing of the border

Mulford Gardens Park - SLDS Dahlia Display Garden

Cris, Alex, Rich, Mark, Ellen, and Jon spent the whole day installing the wood perimeter border.



**Cris and Mario Mendoza looking at the finished wood border.
Many thanks to Cris who planned and designed the wood perimeter border.**

Mulford Gardens Park - SLDS Dahlia Display Garden



Digging up the one foot extension

Four Raised Beds and Three Pathways

On Sunday, June 8, I (Jon Kawaguchi) dug up the additional one foot extension, removed the grass, and turned over the soil. I plotted out the dahlia beds and pathways. There are four beds with two rows of dahlias for each bed with three pathways. Each row will have between 12 to 15 plants. Thus each bed will have between 24 to 30 plants. With four beds, its planned to have up to 110 plants. Then, Frances and I installed the first sixty-seven moss green colored stakes.

Mulford Gardens Park - SLDS Dahlia Display Garden



Frances and Jon installed the first sixty-seven moss green colored stakes.

Mulford Gardens Park – SLDS Dahlia Display Garden

On Wednesday, June 11, Cris, Ellen, and Rich installed the first part of the irrigation system. Since Mulford Gardens Park is having a grand opening celebration party for their new playground on Saturday, June 21, I wanted to have the majority of the dahlia cultivars planted at least a week before the party (thus I set up a self imposed deadline of June 13).



Cris, Ellen, and Rich completed the first part of the irrigation system

On Thursday, June 12, I filled in the post holes and cleaned up the perimeter of the display garden. We still needed 40 more stakes and it became apparent we would not be able to get the 40 stakes painted in time for the dahlia planting. So I added temporarily 40 bamboo stakes. Now we were ready to begin the planting of the dahlias. When I arrived home, I loaded up over 90 cultivars in the van so we were ready to plant beginning on Friday morning, June 13.

Bamboo Stakes



I added 40 Temporary Bamboo Stakes

Mulford Gardens Park – SLDS Dahlia Display Garden

On Friday morning, June 13, Frances and I began to plant the dahlias. Troy added labels. In the early afternoon, Ellen arrived. Ellen and I started to set of the second part of the irrigation system. Ellen installed one of two timers and we began the installation of the soaker hoses. However, we discovered we needed another type of soaker hoses and a few more fittings. So, we will have to order the soaker hoses. By mid-afternoon, Frances and I had finished planting a little over 90 dahlia cultivars. Then Frances and I watered the dahlias which took over an hour and a half to complete as we had to make sure the plants were thoroughly watered.



Frances and Troy

Mulford Gardens Park – SLDS Dahila Display Garden



Frances watering the newly planted Dahlias

Mulford Gardens Park – SLDS Dahlia Display Garden

On Monday, June 16, I planted five more cultivars, purchased a second timer, and additional fittings. I installed the timer and tubing to the two timers and made sure the tubing along the pathways were buried so people would not trip over it if they walked along the pathway. I ordered the soaker hoses. On Saturday, July 5, Ellen and I installed the soaker hoses and the plants are doing fine. Now I do not have to hand-water the plants. John Morton picked up the ½” electrical conduit pipes and delivered them to Ellen and Cris’ home where Cris will cut them into 5-foot stakes. Then, I will paint them and install the 40 permanent stakes within the next two weeks.

Mario Mendoza plans to build a redwood bench on the west side of the display garden. We also plan on adding permanent signs and labels with picture for each dahlia cultivars. Now the fun part is here, that is, taking care of the plants.

Many thanks to Cris, Ellen, Rich, Mark, Alex, John, Curtis, Chris, Jon, Frances, and Troy who helped with the SLDS Dahlia Display Garden project.



Two Timers Installed



SLDS Dahlia Display Garden with Soaker Hoses installed and Temporary Signage

Mulford Gardens Park

New Playground and Updated Garden Celebration Party

On Saturday, June 21, Mulford Gardens Improvement Association celebrated the park's New Playground and Updated Garden. Its been a long journey since the storms of 2023 which toppled over a dozen mature trees at the park. There was lots of food, entertainment (band and Uncle Johnny's Dance Troupe), ribbon cutting ceremony, face painter and balloon-maker for the kids.



Ellen speaking about the SLDS Dahlia Display Garden at the Mulford Gardens Park – New Playground and Updated Garden Celebration Party

MAUS HAUD VISITORS



Alan Hass, Mario Mendoza, and Jon Kawaguchi at the Mulford's Dahlia Display Garden



Frances, Jon, and Alan Hass at Maus Haud (Deborah Dietz's Home)



Alan, Deborah, and Jon

On Thursday June 5, Frances and I met with Alan Hass, Dahlia and Daffodil grower from North Carolina and San Diego (also a friend of Deborah Dietz). Alan came to our home and we showed him our dahlia garden. We visited Mulford Gardens SLDS Dahlia Display Garden which is ten minutes from our home. Then we drove to San Francisco to have lunch with Deborah at El Jacal Cantina. Wonderful Mexican food! After lunch, we visited Deborah's home commonly known as "Maus Haus" and had dessert and tea. Great conversation. Deborah showed us her deck full of dahlias in 4" pots, gallon cans, and milk cartoons. Alan is a fellow daffodil grower and he's one of two people (the other being Deva) that convinced Frances and I to grow dahlias. Alan gave us a bunch of wonderful dahlia cultivars a few years ago and we were hooked.



**2025 Dahlia Judging Seminar
Saturday July 26, 2025**

Corralitos Woman's Club

**33 Browns Valley Road,
Corralitos, CA 95076**

July 26, 2025 9:00 am – 4:00 pm

**To reserve your spot.
Deadline July 12, 2025**

via Eventbrite

<https://www.eventbrite.com/e/judging-seminar-hosted-by-mbds-tickets-1412792533499?aff=oddtcreator>

Pacific Southwest Dahlia Conference - 2025 Judging Seminar

Hosted by the Monterey Bay Dahlia Society

Saturday, July 26, 2025, 9:30 AM to 4:30 PM

Doors open at 9:00 AM for registration, a light breakfast, and a fun kickoff activity.

**At the Corralitos Woman's Club
33 Browns Valley Rd
Watsonville, CA 95076**

Free to attend — just bring your enthusiasm and curiosity!

A light breakfast and lunch will be provided.

Please bring your ADS Classification and Handbook of Dahlias, your ADS Guide to Judging Dahlias, a pen, and your questions.

Need the books? We'll have a few copies available for purchase.

RSVP Required

Reserve your spot by July 12, 2024 — space is limited!

Click **HERE** to reserve your spot.

Judging Modules on the American Dahlia Society website www.dahlia.org

To learn more about the criteria that Judges use in the shows and competitions and what is considered the ideal for each form, visit the American Dahlia Society website. You must be an ADS Member to access the online Candidate, Accredited, and Senior judging modules. It is a great resource for new and experienced growers regardless of whether you plan to clerk or become a show judge.

To join the ADS <https://www.dahlia.org/about/membership-join/>

Contact Curtis Maxwell (cgmax@sbcglobal.net) our SLDS Judging Chair for more information about judging training.

TO SHOW OR NOT TO SHOW

Dahlia growers grow for many different (multiple) reasons; the variety, colors, the love of dahlias, the pleasure of working in the garden, to fill their homes and neighbor's homes with blooms, sell or use in floral design businesses, creating new cultivars and/or to compete in shows.

Our members include those who have never entered a competition and don't care to, to those who only enter photos, and those who depending upon the timing, enter their best blooms or create arrangements. There is room for **everyone** in the Dahlia Garden.

Annually, local and national (American Dahlia Society - ADS) and international shows are held to give growers the opportunity to compete against each other for bragging rights, ribbons, cash prizes or for their originations to be included in the ADS.

If you have not tried showing and are not sure, I encourage you to give it a try at our local show. New exhibitors are always welcome, whether you have one bloom or many to enter. Entry is free for members. In the July / August meetings we will talk about staging blooms for the show. At show set up, experienced exhibitors will be available for support and containers if needed.

2025 Dahlia Society Show Schedule

Central Coast Dahlia Society

August 9 and 10, 2025

United Methodist Church

1515 Fredricks Street,

San Luis Obispo, CA

Website: centralcoastdahlias.org

Dahlia Society of California

August 16 and 17, 2025

County Fair Building, 1199 9th Ave.

Golden Gate Park,

San Francisco, CA

Website: dahliadell.org

Monterey Bay Dahlia Society

August 23 and 24, 2025

Capitola Mall (left of fountain)

41st Avenue, Capitola, CA

Website: mbadhlias.org

San Leandro Dahlia Society

August 30 and 31, 2025

Location: Lakeside Park Garden Center

Gardens at Lake Merritt

666 Bellevue Ave. Oakland, CA

Website: sanleandrodahilasociety.org

2025 Flowers of the Year

Each year dahlia societies choose an open center and formal decorative bloom for a featured competition in our respective shows. Members from any of the Pacific Southwest can enter the competition. Here are the specially selected ones from each society for 2025.




Society	Fully Double	Open Center
San Leandro	Hollyhill Daydream	RaeAnn's Antares
San Francisco (DSC)	Eden Alice	Bumble Rumble
Central Coast	20 th Ave Memory	RaeAnn's Wild One
Monterey Bay	Ty Royal	Ed's Bee Jam



SLDS Apron, Tee Shirt, and 2025 Classification and Handbook of Dahlias Sale



SLDS Apron
\$25.00

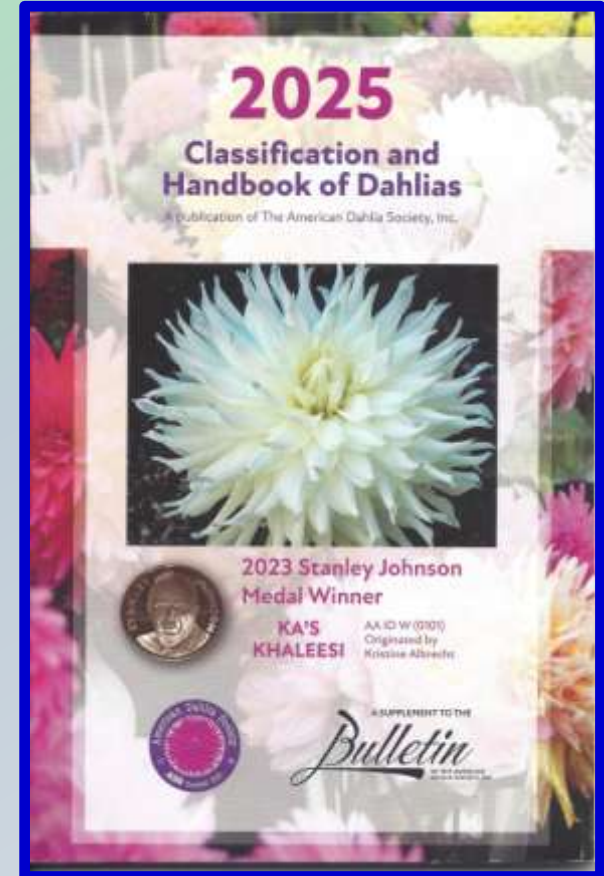


SLDS Tee Shirt

Sizes: S, M, L, XL, XXL, and XXXL

Members: \$28.00

Non-Members: \$30.00



\$6.00 each

SLDS Aprons, SLDS Tee Shirts, and 2025 Classification and Handbook of Dahlias will be available for sale at the SLDS Meeting July 15, 2025
Payment Options: Cash, Check, Venmo, Zelle, and Paypal.

Renew Your Membership

**Membership for San Leandro Dahlia Society From
May 1, 2025 - April 30, 2026**

**REGARDLESS OF HOW YOU PAY, please send the
following information to bonddiane9@gmail.com**

- Name (of all members)
- Address
- Phone number
- Email address

**IF WE DON'T HAVE YOUR EMAIL, WE CAN'T CONTACT
YOU**

SLDS membership is \$10 annually for your family

How to Renew Your Membership

There are now four (4) options to send your payment of **\$10**:

IMPORTANT! Be sure to note **“2025 membership”** **WITH YOUR NAME**

1. VENMO:

Pay to: **@SanLeandroDahlias**



2. PayPal

Pay to: ***San Leandro Dahlia Society, Inc***



3. NEW! We now accept ZELLE:

From your bank app, add sldahliasociety@gmail.com



4. Pay By Check:

Send a check payable to **San Leandro Dahlia Society** for \$10 to:

Diane Bond

11177 Elvessa St

Oakland, CA 94605



Want Ads and Notices

This is a page that we can all share with each other.

- If you have some dahlia related material to share, send a note and we will get it in the want ads.
- If you want something. A specific tuber, some fertilizer, some help with a growing problem, send a note and we will get it in the want ads.
- If you have a gardening/plant related notice (like a show or sale for another society), send a note and we will get it in the want ads.

Send a note to :

- bonddiane9@gmail.com if you want to put something in the want ads.

WANTED:

I am seeking photos of cultivars developed by our own members, whether they are still available or not. They do not have to be the show winners, but it would be nice if they were entered in any of the shows. Besides adding to the club history, they would be a good library for us to use for possible advertising, posters, or t-shirt designs, to name a few possibilities. Please contact Frances Kawaguchi (frkawaguchi@gmail.com) if you can help.

This newsletter was prepared by
Jon Kawaguchi

Photographs shown in this newsletter provided
by Ellen Muir, Frances and Jon Kawaguchi.

Want Ads



Volunteer Park Dahlia Garden
Maintained by the
Puget Sound Dahlia Association, Washington